

**A Cutting-Edge Platform to Drive Economic Transformation**



# **OIC BUSINESS INTELLIGENCE CENTRE (OBIC)**

22 March 2023, Jeddah

Dr. Cem Tintin,  
SESRIC

# An Introduction to Collection and Analysis of Investment Data

## OUTLINE

### 1. Introduction



### 2. Investment Data



### 3. Investment Ecosystem



### 4. Country Risks and Investment

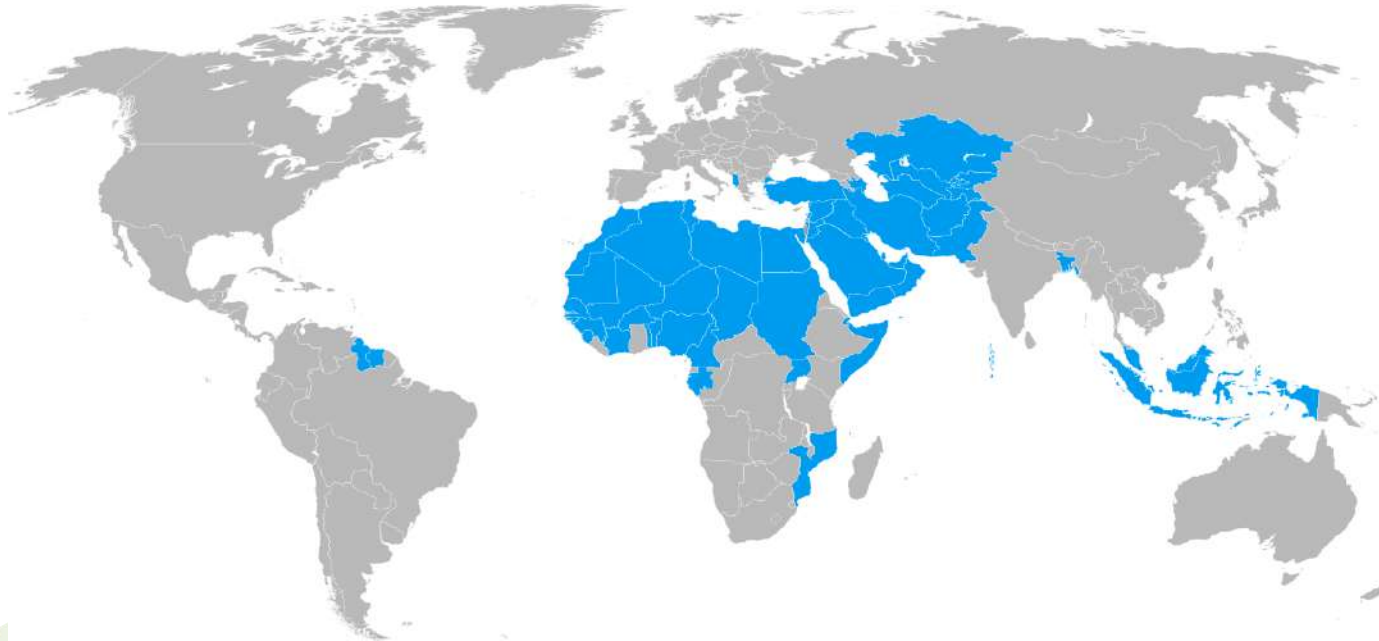


### 5. Concluding Remarks



# 1. Introduction

## ORGANISATION OF ISLAMIC COOPERATION (OIC)



Research

Training

Statistics

**STATISTICAL, ECONOMIC AND SOCIAL  
RESEARCH AND TRAINING CENTRE FOR  
ISLAMIC COUNTRIES (SESRIC)**

SINCE 1978 IN ANKARA, TURKEY

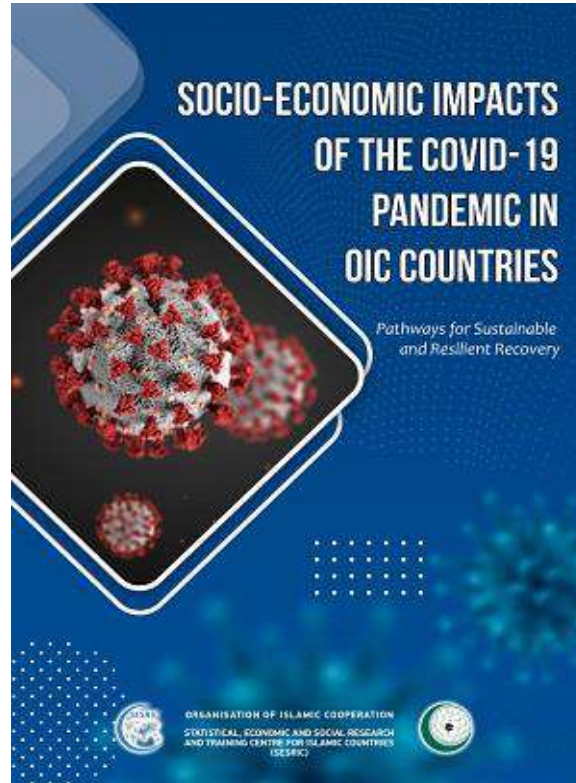


## INVESTMENT OUTLOOK IN THE OIC COUNTRIES

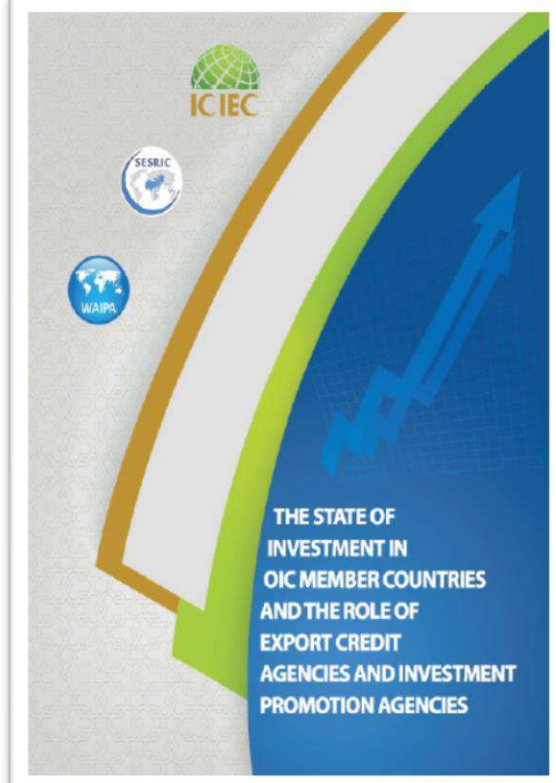


## SOCIO-ECONOMIC IMPACTS OF THE COVID-19 PANDEMIC IN OIC COUNTRIES

*Pathways for Sustainable  
and Resilient Recovery*



THE STATE OF  
INVESTMENT IN  
OIC MEMBER COUNTRIES  
AND THE ROLE OF  
EXPORT CREDIT  
AGENCIES AND INVESTMENT  
PROMOTION AGENCIES



## 2. Investment Data



# What is Investment Data

- ✓ Investment consists of the additions to the nation's capital stock of buildings, equipment, software, and inventories during a year.
- ✓ Measuring the investments made in a certain period of time in terms of a designated type of investment.
- ✓ Three major types of investments:
  - I. Public
  - II. Private
  - III. Foreign Direct Investment (greenfield, brownfield, outward, inward, bilateral, M&A, reinvestment, deinvestment etc.)
- ✓ Periodicity: usually reported «quarterly»

## Importance of Investment Data

- ✓ It helps economic agents and policy makers to make decisions about the future of their investments and provide an overview on the overall status of the economic activities.
- ✓ In a healthy economic environment, savings are used to make investments to ensure future income generation.
- ✓ In a unhealthy economic environment (i.e. problematic investment ecosystem), savings tend to stay idle and not used for making investments.

## How to Collect Investment Data?

- ✓ Data on public and private investments are collected and processed by National Statistical Offices (NSOs) (National Accounts Statistics)
- ✓ Data on FDI are usually collected and reported through the Central Banks as it is related to the Balance of Payment Statistics. Yet, in some countries, the NSOs make FDI datasets available for online users on their data repositories.



- ✓ All statistics of UNCTAD are harmonized and integrated into UNCTADstat- free to use dissemination platform.
- ✓ It gives access to basic and derived indicators built upon common rules, harmonized environment and clear methodology supported by powerful data browsing system.

<https://unctadstat.unctad.org/EN/Index.html>



## FDI STATISTICS:

✓ A) Flows, stock, inward and outward

- ☒ US dollars at current prices in millions
- ☒ US dollars at current prices per capita
- ☒ Percentage of total world
- ☒ Percentage of Gross Domestic Product
- ☒ Percentage of Gross Fixed Capital Formation

<https://unctadstat.unctad.org/EN/Index.html>



The image shows the UNCTADSTAT website interface. At the top, there is a blue header with the UNCTADSTAT logo and the text 'UNITED NATIONS CONFERENCE ON TRADE AND DEVELOPMENT'. Below the header, there is a navigation bar with links: ABOUT, DATA, COUNTRY PROFILES, DATA EXPLORATION, INFOGRAPHICS, DOCUMENTATION, and language options EN and FR. The main content area is titled 'Item selection' and includes a search bar, a 'Show table' button, and a list of categories: COLUMNS (YEAR), ROWS (ECONOMY), and Other (DIRECTION, MEASURE, MODE). The 'ECONOMY' category is selected, showing a list of countries with 'OIC (Organisation of Islamic Cooperation)' checked.

<https://unctadstat.unctad.org/EN/Index.html>



# WIR2022

## World Investment Report



International tax reforms  
and sustainable investment



- Every issue of the Report has:
- **Analysis of the trends in FDI** during the previous year, with especial emphasis on the development implications.
- **Ranking** of the largest transnational corporations in the world.
- **In-depth analysis** of a selected topic related to FDI.
- **Policy analysis** and recommendations.
- **Statistical annex** with data on FDI flows and stocks at the country level.

<https://unctad.org/meeting/launch-world-investment-report-2022>

## Annex Tables

Annex table 01: FDI inflows, by region and economy, 1990-2021   
09 Jun 2022

Annex table 02: FDI outflows, by region and economy, 1990-2021   
09 Jun 2022

Annex table 03: FDI inward stock, by region and economy, 1990-2021   
09 Jun 2022

Annex table 04: FDI outward stock, by region and economy, 1990-2021   
09 Jun 2022

Annex table 05: Value of net cross-border M&A sales, by region/economy of seller, 1990-2021   
09 Jun 2022

Annex table 06: Value of net cross-border M&A purchases, by region/economy of purchaser, 1990-2021   
09 Jun 2022

Annex table 07: Number of net cross-border M&A sales, by region/economy of seller, 1990-2021   
09 Jun 2022

Annex table 08: Number of net cross-border M&A purchases, by region/economy of purchaser, 1990-2021   
09 Jun 2022

## Publications



World Investment Report 2022



World Investment Report 2021



## Country Fact Sheets 2022

These Country Fact Sheets contain the most relevant indicators about FDI in a country. Each sheet contains the most recent data on FDI flows and stocks, mergers and acquisitions, largest TNCs and regulatory changes.

AZERBAIJAN

## Regional Fact Sheet

Regional fact sheet: Africa  

<https://unctad.org/meeting/launch-world-investment-report-2022>



### FDI STATISTICS:

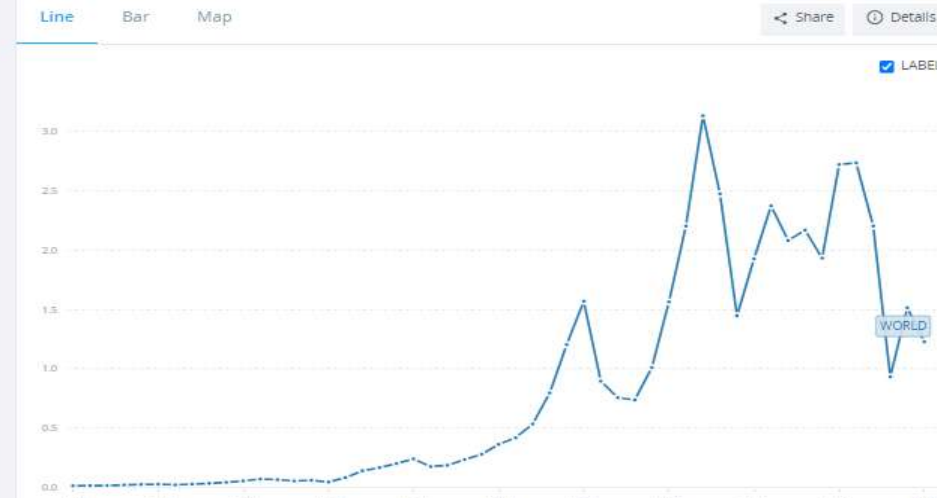
- ✓ net inflows (current prices and %GDP)
- ✓ net outflows (current prices and %GDP)
- ✓ Based on IMF statistics
- ✓ Not very comprehensive

<https://data.worldbank.org/indicator/BX.KLT.DINV.CD.WD>

## Foreign direct investment, net inflows (BoP, current US\$)

International Monetary Fund. Balance of Payments database, supplemented by data from the United Nations Conference on Trade and Development and official national sources.

License: CC BY-4.0



- Foreign direct investment, net outflows (BoP, current US\$)
- Foreign direct investment, net (BoP, current US\$)
- Foreign direct investment, net inflows (% of GDP)
- Foreign direct investment, net outflows (% of GDP)
- Portfolio investment, net (BoP, current US\$)
- Exports of goods and services (BoP, current US\$)
- ICT service exports (BoP, current US\$)
- Insurance and financial services (% of service exports, BoP)

Download  
CSV XML EXCEL

DataBank  
Online tool for visualization and analysis



<https://data.worldbank.org/indicator/BX.KLT.DINV.CD.WD>



## Flagship Publications and Related Data



IMF Data Portal



World Economic Outlook



International Finance Statistics



Global Financial Stability Report



Fiscal Monitor



IMF Data Mapper®

## External Sector Statistics



Balance of Payments and International Investment Position

Coordinated Direct Investment Survey (CDIS)

Coordinated Portfolio Investment Survey (CPIS)

Currency Composition of Official Foreign Exchange Reserves (COFER)

Data Template on International Reserves and Foreign Currency Liquidity

## IMF Finance Data



IMF Finances

Members' Financial Data

IMF Financial Activities

IMF Financial Resources & Liquidity

IMF Financial Transactions (Quarterly)

IMF Financial Statements (Quarterly)

IMF Annual Report

SDR Interest Rate, Rate of Remuneration, Rate of Charge and Burden Sharing Adjustments

<https://www.imf.org/en/Data>





## Coordinated Direct Investment Survey (CDIS)

Latest Update Date: 12/08/2021



[CDIS Home](#)

[Data By Economy](#)

[Data By Indicator](#)

[All Tables](#)

[Documents](#)

[Query](#)

[Archive](#)

[About CDIS](#)

### Cross-Economy Data Reports

[CDIS Table 4: Direct Investment Positions as Reported by All Reporting Economies by End-Year](#)

[CDIS Table 5: Direct Investment Positions: Top Ten Reporting Economies Cross-classified by Counterpart Economy](#)

[CDIS Table 6: Direct Investment Positions by All Reporting Economies Cross-classified by Counterpart Economies](#)

[CDIS Table 7: Regional Direct Investment Positions Cross-classified by Region](#)

### Cross-Economy Metadata Reports

[CDIS Cross-Economy Metadata Comparison](#)

[CDIS Cross-Economy Metadata Detail](#)

<https://www.imf.org/en/Data>





- ✓ The **OIC Statistics (OICStat) Database** is the first and only international statistics repository on the member countries of the Organisation of Islamic Cooperation (OIC).
- ✓ OICStat Database currently hosts **1729 indicators under 27 categories** with data dating back to 1970.

[www.sesric.org](http://www.sesric.org)  
[www.sesric.org/oicstat.php](http://www.sesric.org/oicstat.php)



- ✓ Foreign Direct Investment (FDI), Inward Flows (Current Prices in Millions) [ USD ]
- ✓ Foreign Direct Investment (FDI), Outward Flows (Current Prices in Millions) [ USD ]

[www.sesric.org](http://www.sesric.org)  
[www.sesric.org/oicstat.php](http://www.sesric.org/oicstat.php)



## OIC Statistics Database (OICStat) - Query

[HOME](#)
[QUERY](#)
[FEATURES](#)
[INDICATORS LIST](#)
[DATA SOURCES](#)
[FEEDBACK](#)

Please select at least one option from each group (Countries, Categories & Indicators, and Years), set your "Format" options, and click "Submit".

### ▼ COUNTRIES

### ▲ CATEGORIES & INDICATORS

- ▼ AGRICULTURE (99)
- ▼ BANKING, MONEY AND PRICES (42)
- ▼ CRIME AND JUSTICE (29)
- ▼ DEMOGRAPHY (41)
- ▼ DISASTERS AND EMERGENCY EVENTS (50)
- ▼ EDUCATION (185)
- ▼ ENERGY (43)
- ▼ ENVIRONMENT (74)
- ▼ GENDER AND FAMILY (84)
- ▼ GLOBAL INDICES (15)

# Selected Paid FDI Databases

<https://www.fdiintelligence.com/stream/data-trends>

479 results



fDi Index

**Global investment surges in April amid strong sentiment**

The fDi Index reached its highest level since before the Covid-19 pandemic

June 7, 2022



Data trends

**UAE attracts record levels of FDI in cryptocurrencies**

Lax rules and ease of doing business are a boon for the digital asset industry

May 31, 2022

# Selected Paid FDI Databases



Reports Webinars Media Investors Careers Contact Us

Who We Are Industries We Cover Who We Serve What We Offer Search

## Who We Serve

### Corporates

C-Suite

Innovation and R&D

Market and Competitive Intelligence

Strategic Planning & M&A

Marketing

Business Development

### Financial Institutions

Investment Banking

Equity Research

Investment Management

Private Equity & Venture Capital

### Professionals

Management Consultants

Legal & Accounting

### Other

Academia

Government

<https://www.investmentmonitor.ai/>  
<https://www.globaldata.com/>

# Selected Paid FDI Databases

[www.wavteq.com/sign-in](http://www.wavteq.com/sign-in)

wavteq InvestmentFlow

## InvestmentFlow (Canada Investment Monitor)

Sign in >

Learn more >

wavteq InvestmentFlow

## InvestmentFlow (Australia Investment Monitor)

Sign in >

Learn more >

wavteq InvestmentMap

## InvestmentMap (FDI Accounting)

Sign in >

Learn more >



# 3. Investment Ecosystem

- ✓ INVESTMENT ECOSYSTEM REFERS: All factors that shape the investment conditions in an economy
- ✓ It could be an enabling for investors or not enabling
- ✓ More than a hundred of factors influence the investment ecosystem such as regulations, laws, macroeconomic factors, stability, etc.
- ✓ It affects both the quality and quantity of investments while influencing the developmental effects of investments to a great extent

- ✓ Global Entrepreneurship Index (GEI) defines the entrepreneurship 'ecosystem' as the mix of attitudes, resources, and infrastructure.
- ✓ The GEI is an annual index that measures the health of entrepreneurship ecosystems in 137 countries that provides a picture of how each country performs in both the domestic and international context.

<http://thegedi.org/datasets/>



### ✓ Ease of Doing Business Index (EDBI) of the World Bank

- ✓ 1. Starting a business – Procedures, time, cost, and minimum capital to open a new business; 2. Dealing with construction permits – Procedures, time, and cost to build a warehouse; 3. Getting electricity – procedures, time, and cost required for a business to obtain a permanent electricity connection for a newly constructed warehouse; 4. Registering property – Procedures, time, and cost to register commercial real estate; 5. Getting credit – Strength of legal rights index, depth of credit information index; 6. Protecting investors – Indices on the extent of disclosure, the extent of director liability, and ease of shareholder suits; 7. Paying taxes – Number of taxes paid, hours per year spent preparing tax returns, and total tax payable as a share of gross profit; 8. Trading across borders – Number of documents, cost, and time necessary to export and import; 9. Enforcing contracts – Procedures, time, and cost to enforce a debt contract; and 10. Resolving insolvency – The time, cost, and recovery rate (%) under bankruptcy proceeding (World Bank, 2020).

<https://archive.doingbusiness.org/en/data>



- ✓ Global Competitiveness Index (GCI) of the World Economic Forum
- ✓ More competitive economies have higher GCI scores and provide a better environment for investors to grow and sustain their operations. Such an enabling environment also affects productivity gains and profitability positively as well as spurs economic growth

<https://www.weforum.org/reports/the-global-competitiveness-report-2020/>

## 4. Country Risks and Investment

- ✓ Country risks constitute a challenge for any type of investments.
- ✓ Some studies consider it as part of the investment ecosystem.
- ✓ In an economy with higher risks, it is likely that investors will face a number of challenges about their activities.
- ✓ It can be measured from many aspects political risks, macroeconomic risks, default risks, convertibility risks etc.





- ✓ The OECD's country risk classification (CRC)
- ✓ The country risk classifications are meant to reflect the country risk that encompasses transfer and convertibility risk (i.e. the risk a government imposes capital or exchange controls that prevent an entity from converting local currency into foreign currency and/or transferring funds to creditors located outside the country) and cases of force majeure (e.g. war, expropriation, revolution, civil disturbance, floods, earthquakes).
- ✓ Since 1997

<https://www.oecd.org/trade/topics/export-credits/documents/cre-crc-current-english.pdf>

# Moody's INVESTORS SERVICE

Aaa

Obligations rated Aaa are judged to be of the highest quality, with minimal risk

Aa

Obligations rated Aa are judged to be of high quality and are subject to very low credit risk

A

Obligations rated A are considered upper medium-grade and are subject to low credit risk

Baa

Obligations rated Baa are subject to moderate credit risk. They are considered medium-grade and as such may possess speculative characteristics.

Ba

Obligations rated Ba are judged to have speculative elements and are subject to substantial credit risk

B

Obligations rated B are considered speculative and are subject to high credit risk

- ✓ Moody's Long-term Sovereign Ratings
- ✓ Moody's long-term ratings are **opinions of the relative credit risk of financial obligations with an original maturity of one year or more.**
- ✓ They address the possibility that a financial obligation will not be honored as promised.
- ✓ Such ratings use Moody's Global Scale and reflect both the likelihood of default and any financial loss suffered in the event of default.

<https://ratings.moody's.io/>

## 5. Concluding Remarks

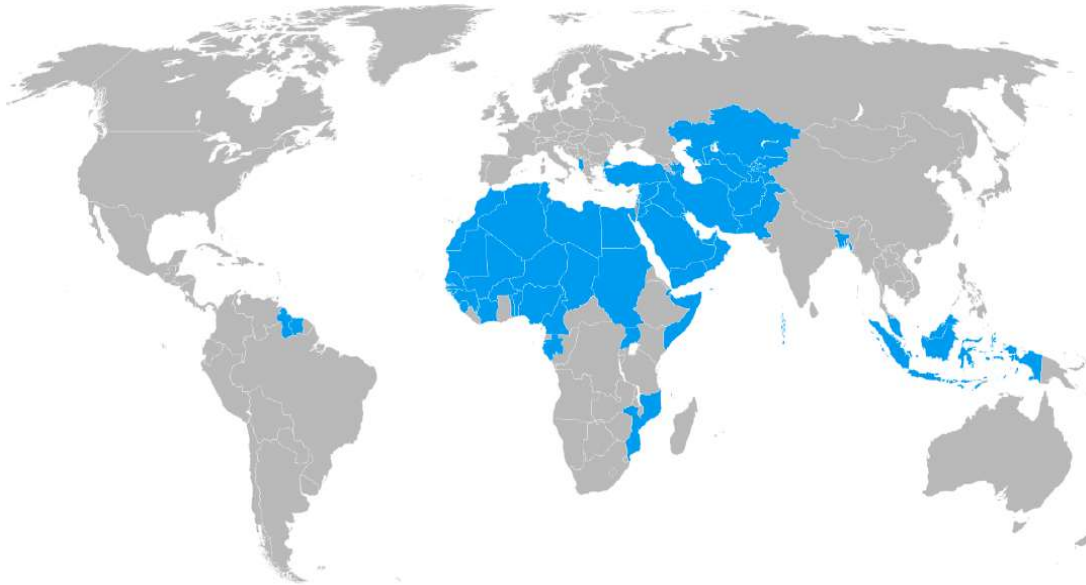
- ## Limited Intra-OIC Investment

➤ OIC member countries have some unique factors that make them attractive for more FDI

Relatively  
Young  
Population

Increasing  
Purchasing  
Power

Higher  
Integration to  
GVCs



Rich Natural  
Resources

Geostrategic  
Importance

Incentives for  
Investors

➤ The OIC has taken bolder steps to foster the intra-OIC FDI cooperation

1

OIC Investment Agreement (1981)

2

OIC IPA Forum, Riyadh (2016)

3

High Level Public and Private Investment Conference, Istanbul (2019)

4

Ministerial Sessions of the COMCEC (37 sessions), annually in Istanbul

5

OIC 2025 Programme of Action (2016)

6

OIC Business Intelligence Center (OBIC) (2022)

7

Activities of relevant OIC Institutions like SESRIC, ISDB, ICIEC, ICD, ICCIA, ICDT

## OBIC COULD PLAY AN IMPORTANT ROLE:

Improve  
Business  
Intelligence

Guide  
Investors

Better Quality  
Investment  
Data and  
Statistics

Intra-OIC  
Cooperation



## OBIC PARTNERS





**Thank you**